


I/A Series® Hardware

PSS 21H-4E1 B4

Annunciator Keyboard



ANNUNCIATOR/NUMERIC KEYBOARD



ANNUNCIATOR KEYBOARD

The Annunciator and Annunciator/Numeric Keyboards provide output information through the use of annunciator lights and audible alarms, plus input information through key switches. Both keyboards are suitable for use with all I/A Series workstation processors. The keyboards may be free standing or workstation/panel mounted.

The audio alarms feature multiple pitches which indicate audible differentiation of system alarms and process alarm priorities. An external audio output jack is available for an attachable, customer supplied, audio amplifier with speakers. The external speakers provide sufficient capacity to be heard if the keyboard is located in a noisy environment. The keyboards have a lamp test function (LED test) which simultaneously illuminates all the LEDs.

The overlay of the keyboards have a raised embossed circle on each key, and positive tactile/audible feedback to assure proper switch closure.

ANNUNCIATOR KEYBOARD

The Annunciator Keyboard (P0903CV) is an array of 48 LED/switch pairs arranged in a 12 column by four row matrix. It also contains a horn silence switch and a lamp-test switch.

Each LED, under control of the workstation processor's software, may be ON, OFF, or FLASHING as determined by the process conditions. These LEDs, when used in conjunction with the unit's audible annunciator, form an effective means of calling a user's attention to specific areas of the system. The switch associated with each LED may

be used to invoke any pre-configured displays or operator responses.

The annunciator keyboard provides a pocket for each column of four switches. The columns accept a polyester label used to print the LED/switch names. Each annunciator switch location has two LEDs; red and yellow. The color for each switch position may be chosen by removing one of the two “knockouts” per switch location from the polyester annotation legend.

ANNUNCIATOR/NUMERIC KEYBOARD

The Annunciator/Numeric Keyboard (P0903CW) is a combination of 32 LED/switch pairs, a 16 section numeric keypad and one NUM LOCK LED. The keypad section is suitable for entering numeric data into the system.

The 32 LED/switch pairs are arranged in an eight column by four row matrix similar to the annunciator keyboard, and also provides for the insertion of eight polyester labels.

FUNCTIONAL SPECIFICATIONS

Power Requirements

27.5 V dc, +/- 5% at the input connector

Power Consumption

ANNUNCIATOR KEYBOARD

7.5 Watts (max)

3.0 Watts (min)

ANNUNCIATOR/NUMERIC KEYBOARD

6.0 Watts (max)

3.0 Watts (min)

Audio Output Signal

The alarm audio output signal level depends on the following load conditions listed for the external amplifier.

OPEN LOAD

Low Input

0.30 V p-p

Medium Input

0.60 V p-p

Low and Medium Input

0.90 V p-p

5K LOAD

Low Input

0.25 V p-p

Medium Input

0.50 V p-p

Low and Medium Input

0.70 V p-p

680 OHM LOAD

Low Input

0.10 V p-p

Medium Input

0.25 V p-p

Low and Medium Input

0.40 V p-p

ENVIRONMENTAL SPECIFICATIONS

The Annunciator Keyboard/Panel and Annunciator/Numeric keyboards are designed for a temperature range and a control room environment where the temperature is controlled and the relative humidity is indirectly controlled.

Operating Temperature

0 to 50°C (32 to 122°F)

Storage Temperature

-40 to +70°C (-40 to 158°F)

Location

Is suitable for use in ordinary locations and is designed to meet ordinary safety standards for fire and shock hazards

Contamination

Class G1 (Mild) as defined in ISA Standard S71.04

PHYSICAL SPECIFICATIONS

Mass

2.72 kg (6.0 lb)

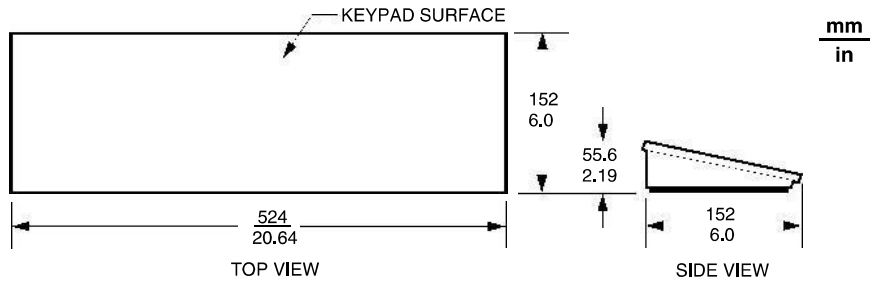
Construction

Layered flat mylar (Keyboard)

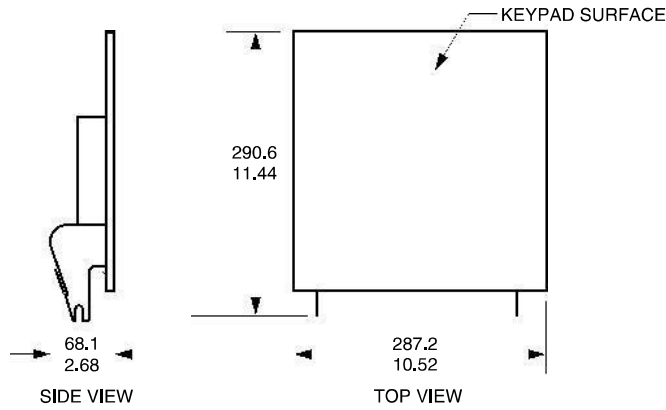
Cold-rolled steel (Base)

Polyurethane (Foot Pads)

DIMENSIONS—NOMINAL



KEYBOARD



PANEL



33 Commercial Street
Foxboro, MA 02035-2099
United States of America
www.foxboro.com
Inside U.S.: 1-866-746-6477
Outside U.S.: 1-508-549-2424
or contact your local Foxboro
representative.
Facsimile: 1-508-549-4999

Invensys, Foxboro, and I/A Series are trademarks of Invensys plc, its subsidiaries, and affiliates.
All other brand names may be trademarks of their respective owners.

Copyright 1997-2008 Invensys Systems, Inc.
All rights reserved

MB 21A

Printed in U.S.A.

0608